

The background of the slide is a dark, teal-tinted photograph of a desk. On the left, there is a white coffee cup. In the center, a pen lies horizontally. In the foreground, an open book or document is spread out, showing some text and a small blue sticky note on the right page. The overall lighting is soft and focused on the desk items.

VISION SUNDAY

14th June 2026

Annual Financial Report 2025

EVERY NATION ROSEBANK

Basis of

PREPARATION

Financial statements prepared under IFRS for SMEs, in conjunction with the IFRS Companion Guide for Not-For-Profits (ACCA).

Prepared on a historical cost basis, incorporating principal accounting policies.

Presented in South African Rands.

Accounting policies are in line with the independently reviewed ENJ

Consolidated Annual Financial Statements — available from the EN Rosebank website.



Income

Tithes & Offerings

Every Nation Rosebank · Year ended 31 December 2025

Total

TITHES & OFFERINGS

TITHES & OFFERINGS

R 21,440,173

2025

ONCE-OFF OFFERINGS

R 1,848,896

2025

TOTAL

R 23,289,069

2025

TITHES & OFFERINGS

R 21,334,482

2024

ONCE-OFF OFFERINGS

R 1,717,827

2024

TOTAL

R 23,052,309

2024

Total

TITHES & OFFERINGS

TITHES & OFFERINGS

R 21,440,173

2025

TITHES & OFFERINGS

R 21,334,482

2024

YEAR-ON-YEAR CHANGE

+0.5%

Growth

ONCE-OFF OFFERINGS

R 1,848,896

2025

ONCE-OFF OFFERINGS

R 1,717,827

2024

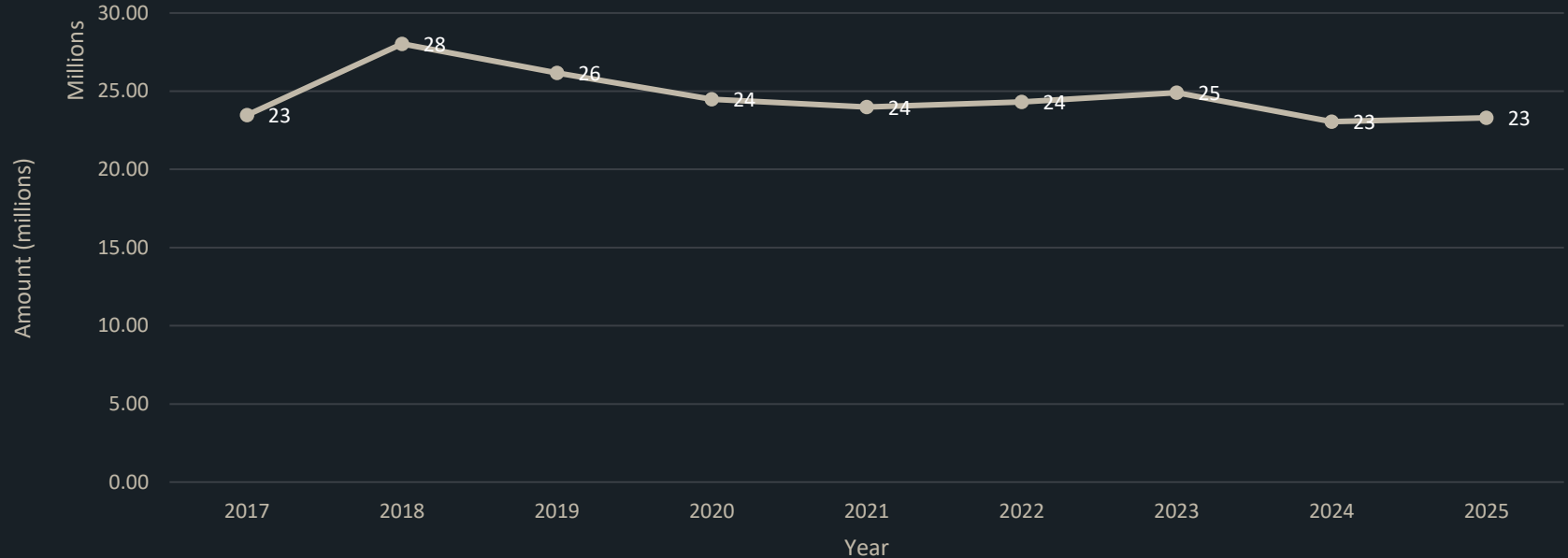
YEAR-ON-YEAR CHANGE

+7.6%

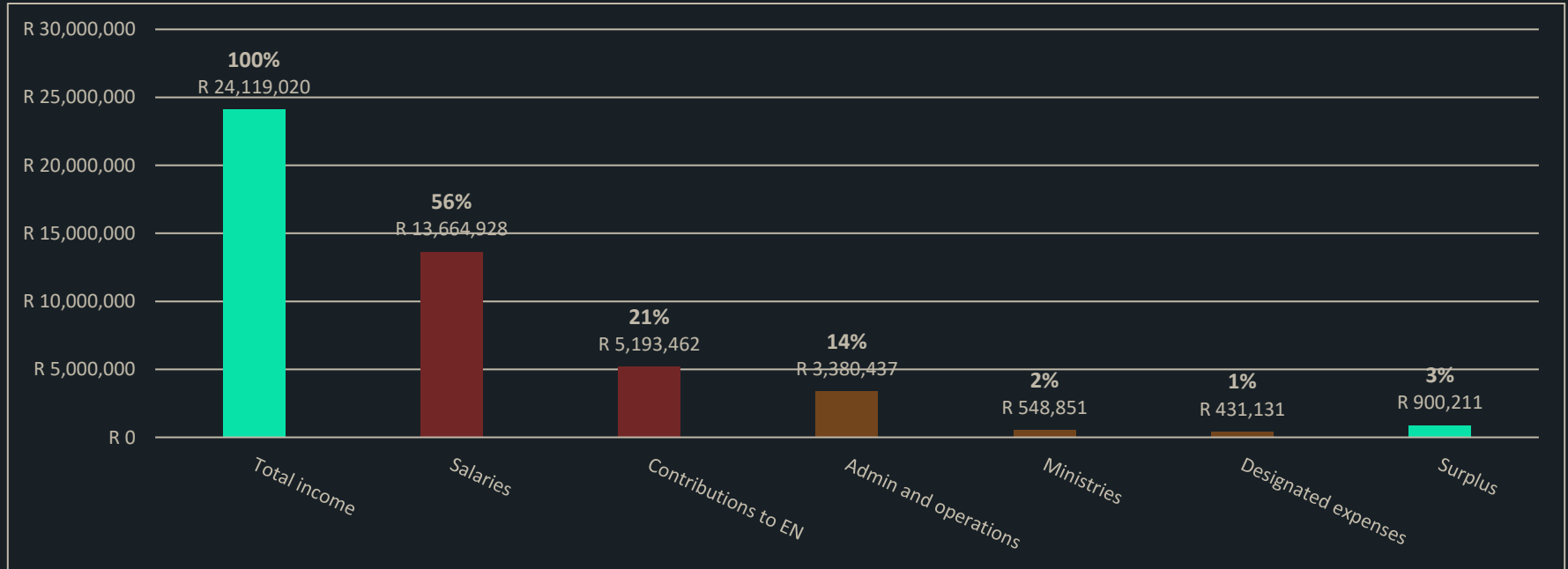
Growth


Progressive


INCOME SINCE 2017




Income Utilization of **R 24,119,020**



 Income & Surplus

 Salaries & EN Contributions

 Operating Expenses



Stewardship
EXPENSES

Year ended 31 December 2025 · Total R 23,218,809

Total

EXPENSES (2025 VS 2024)

TOTAL EXPENSES

R 23,218,809

2025

TOTAL EXPENSES

R 24,348,170

2024

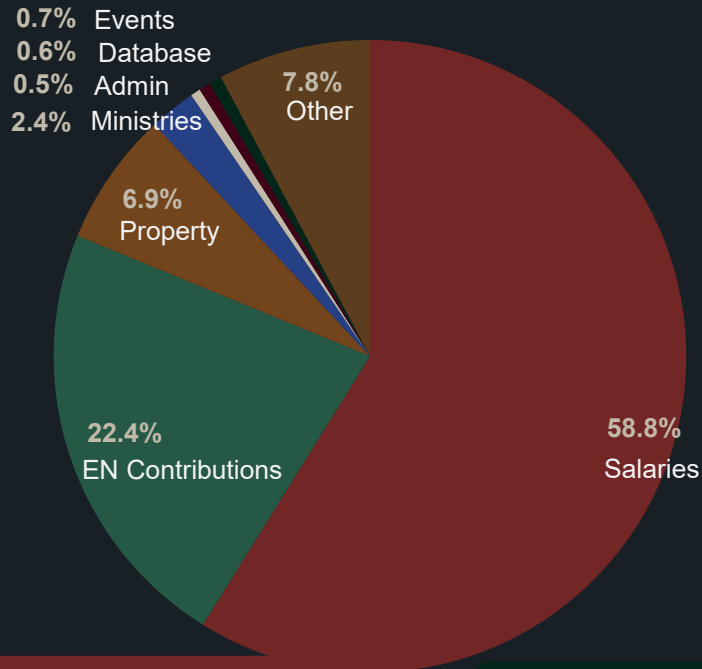
YEAR-ON-YEAR
CHANGE

- 4.6%

Improvement

Expense

DISTRIBUTION



BREAKDOWN

Category	Amount	Share
Salaries	R 13 664 928	58.8%
EN Contributions	R 5 193 462	22.4%
Property	R 1 592 585	6.9%
Ministries	R 548 851	2.4%
Admin	R 118 936	0.5%
Database	R 135 324	0.6%
Events	R 151 501	0.6%
Other	R 1 813 222	7.8%
TOTAL	R 23,218,809	100%

SALARIES R 13,664,928 · 58.9% of total

CITY WIDE R 5,193,462 · 22.4% of total

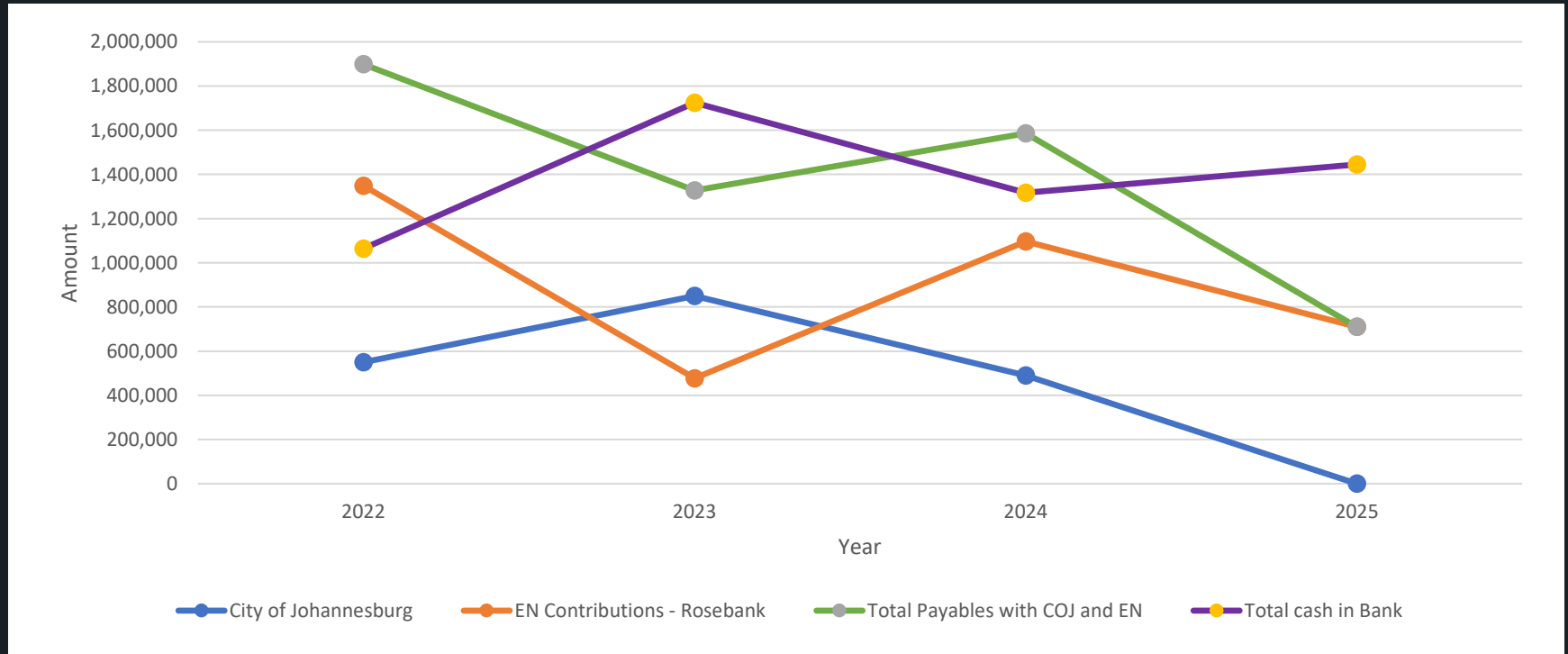


BALANCE SHEET

As at 31 December 2025

Progression of

PAYABLES & CASH IN BANK (2022–2025)





Faithful
IN ALL THINGS

Every Nation Rosebank · Annual Financial Report 2025